
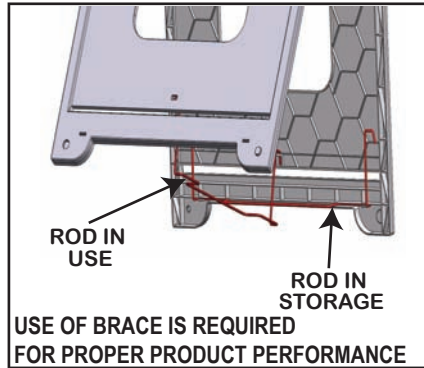


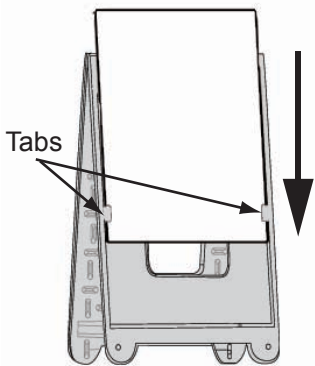
Econo Classic™

STABILIZING BRACE

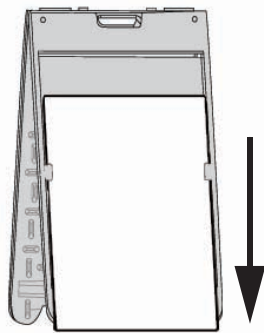
Prevents accidental or intentional spreading of sign faces too far. Can also be used for sandbagging. To store, just click into receptacle on back of sign frame.



Sign Insertion Instructions



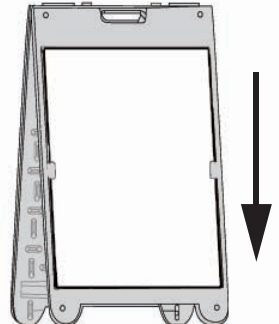
1. Slide sign down through the tabs



2. Slide through, pulling sign in front of bottom slot until sign hits the ground



3. Push sign up into top slot



4. Slide sign down into bottom slot